




MATERIAL AND FINISH:

Insulator: Polycarbonate, UL-94V-0 rated
 Contacts: Brass, Nickel plated

ELECTRICAL SPECIFICATIONS:

Inlet Current rating: 10 A 
 Fuse Holder Current rating: 6A  10A 
 Voltage rating: 250 VAC
 Insulation resistance:
 100 Mohm min. at 500 VDC
 Dielectric withstanding voltage:
 2000 VAC for one minute


ORDERING CODE:


42R31-1 $\frac{1}{1}$ $\frac{1}{2}$


1) COLOR

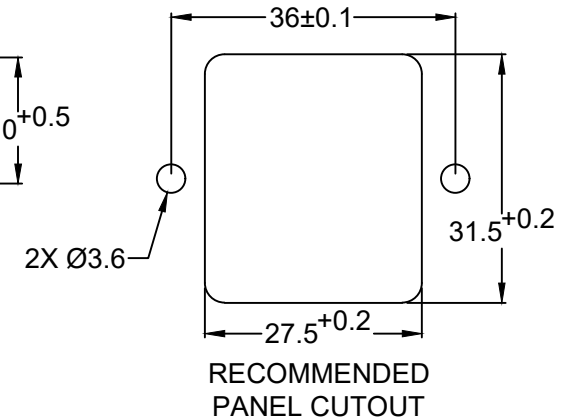
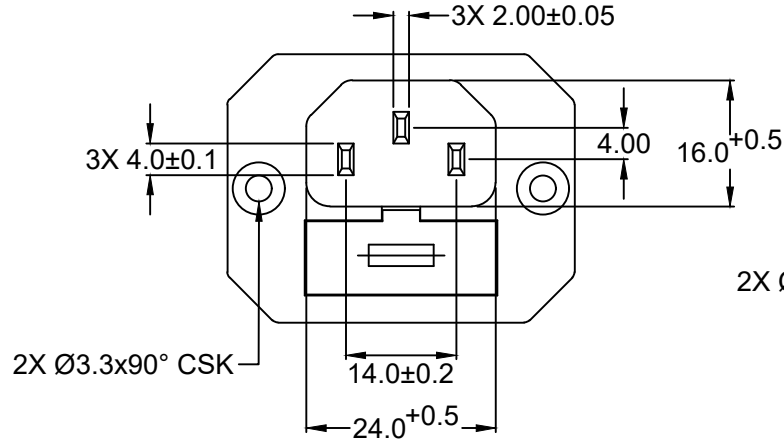
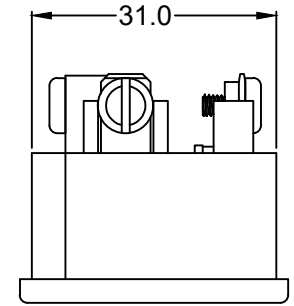
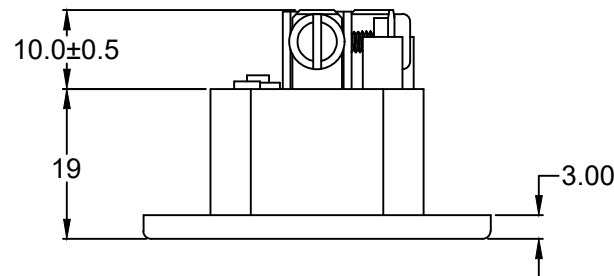
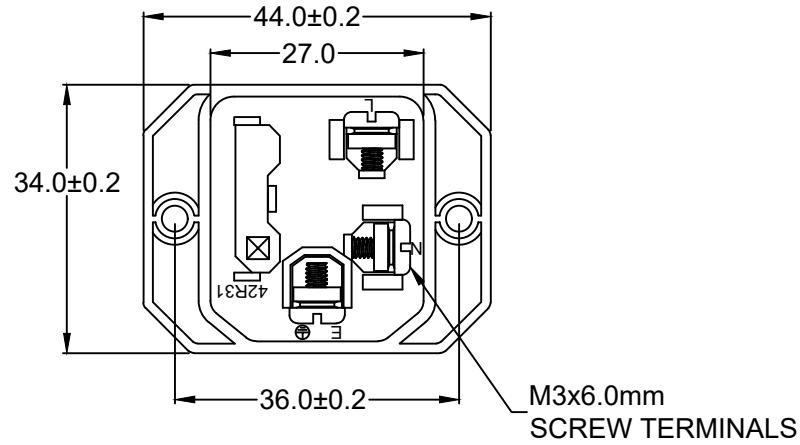
- 1 = BLACK
- 2 = GRAY

2) ELECTRICAL CIRCUIT CONFIGURATION

1 = 10A 250V 70°C
 2+GROUND 

2 = 10A 250V 120°C
 2+GROUND 

4 = 10A 250V 70°C
 2 POLE 



| | | | | |
|-----------|--------|----------|-----|------|
| REVISIONS | CHANGE | CHK | CHK | APPR |
| | DATE | 12/15/21 | | |
| | REV | A | | |
| | | | | |

RoHS COMPLIANT

| | |
|---|----------|
| TOLERANCE UNLESS OTHERWISE SPECIFIED | |
| X | ± 1 |
| X.X | ± 0.4 |
| X.XX | ± 0.20 |
| DRAWN BY | GQ |
| CHECK BY | TD |
| DATE: | 08/30/01 |
| DATE: | 09/06/01 |
| DATE: | 09/06/01 |

Power Dynamics, Inc.
 Phone: 973 560-0019 Whippany, New Jersey Fax: 973 560-0076

PART: IEC 60320 SINGLE FUSE HOLDER APPL. INLET SCREW TERMINALS; SIDE FLANGE

PART #: **42R31-1X1X**

SIZE: A
 SCALE: NTS

ALL DIMENSIONS FOR REFERENCE ONLY
 DIMENSIONS ARE IN MILLIMETERS

SHEET 1 of 1
 REV: A